

Publication of a transparency notification

(Article 14, first paragraph, of the law of 2 may 2007 regarding the disclosure of major holdings)

WDP announces having received a transparency notification from BlackRock dated 25 October 2024, reporting an undershoot of the 7.5% participation threshold of total number of voting rights (attached to shares and equivalent financial instruments).

This press release, the notification as well as the shareholder structure can be consulted on the [website](#) of WDP.



ISIN-code: BE0003763779

The transparency notification for the transaction dated 24 October 2024 contains the following information:

- Reason for the notification: acquisition or disposal of voting securities or voting rights
- Notification by: a parent undertaking or a controlling person
- Person(s) subject to the notification requirement:


Name (and legal form for legal persons)	Address (for legal persons)
BlackRock, Inc.	50 Hudson Yards, New York, NY, 10001, U.S.A.
BlackRock (Singapore) Limited	20 Anson Road #18-01, Singapore, 79912, Singapore
BlackRock Advisors (UK) Limited	12 Throgmorton Avenue, London, EC2N 2DL, U.K.
BlackRock Advisors, LLC	50 Hudson Yards, New York, NY, 10001, U.S.A.
BlackRock Asset Management Canada Limited	161 Bay Street, Suite 2500, Toronto, Ontario, M5J 2S1, Canada
BlackRock Asset Management Deutschland AG	Lenbachplatz 1 1st Floor, Munich, 80333-MN3, Germany
BlackRock Asset Management North Asia Limited	15/F, 16/F, 17/F Citibank Tower & 17/F ICBC Tower, 3 Garden Road, Central, Hong Kong
BlackRock Financial Management, Inc.	50 Hudson Yards, New York, NY, 10001, U.S.A.
BlackRock Fund Advisors	400 Howard Street, San Francisco, CA, 94105, U.S.A.
BlackRock Institutional Trust Company, National Association	400 Howard Street, San Francisco, CA, 94105, U.S.A.
BlackRock Investment Management (Australia) Limited	Level 37 Chifley Tower, 2 Chifley Square, Sydney NSW 2000, Australia
BlackRock Investment Management (UK) Limited	12 Throgmorton Avenue, London, EC2N 2DL, U.K.
BlackRock Investment Management, LLC	1 University Square Drive, Princeton, NJ, 8540, U.S.A.
BlackRock Japan Co., Ltd.	1-8-3 Marunouchi Chiyoda-ku, Trust Tower Main, Tokyo, 100-8217, Japan
Aperio Group, LLC	3 Harbor Dr Suite 204, Sausalito, CA 94965, U.S.A.

- Date on which the threshold is crossed: 24 October 2024
- Threshold that is crossed: 7.5%
- Denominator: 225,534,676

- Notified details:


A) Voting rights	Previous notification # voting rights	After the transaction			
		# voting rights		# voting rights	
		Linked to securities	Not linked to securities	Linked to securities	Not linked to securities
Holders of voting rights					
BlackRock, Inc.	0	0		0.00%	
BlackRock (Singapore) Limited	20,299	11,550		0.01%	
BlackRock Advisors (UK) Limited	4,272,211	4,144,828		1.84%	
BlackRock Advisors, LLC	632,342	600,632		0.27%	
BlackRock Asset Management Canada Limited	365,187	357,232		0.16%	
BlackRock Asset Management Deutschland AG	372,005	372,076		0.16%	
BlackRock Asset Management North Asia Limited	3,797	3,797		0.00%	
BlackRock Financial Management, Inc.	97,808	105,277		0.05%	
BlackRock Fund Advisors	3,300,291	3,299,593		1.46%	
BlackRock Institutional Trust Company, National Association	3,822,614	3,625,820		1.61%	
BlackRock Investment Management (Australia) Limited	298,590	298,990		0.13%	
BlackRock Investment Management (UK) Limited	2,836,358	2,795,058		1.24%	
BlackRock Investment Management, LLC	117,007	117,007		0.05%	
BlackRock Japan Co., Ltd.	488,825	493,357		0.22%	
Aperio Group, LLC	214,810	228,335		0.10%	
Total	16,842,144	16,453,551	0	7.30%	0.00%

B) Equivalent financial instruments	Holders of equivalent financial instruments	Type of financial instrument	Expiration date	Exercise period or date	After the transaction		Settlement
					# of voting rights that may be acquired if the instrument is exercised	% of voting rights	
	BlackRock Advisors (UK) Limited	Securities Lent			282,430	0.13%	physical
	BlackRock Investment Management (UK) Limited	Securities Lent			30,642	0.01%	physical
	BlackRock Advisors, LLC	Contract Difference			62,900	0.03%	cash
	BlackRock Investment Management (UK) Limited	Contract Difference			39	0.00%	cash
	Total				376,011	0.17%	
	Total (A&B)				16,829,562	7.46%	



- Full chain of controlled undertakings through which the holding is effectively held (if applicable): Please see the full chain of control in "Chain of Control" tab.
- Additional information: The disclosure obligation arose due to total holdings in voting rights for BlackRock, Inc. going below 7.5%





Annex

Full chain of controlled undertakings through which the holding is effectively held (if applicable):

BlackRock, Inc.	BlackRock, Inc.
BlackRock Holdco 2, Inc.	BlackRock Holdco 2, Inc.
BlackRock Financial Management, Inc.	BlackRock Financial Management, Inc.
BlackRock International Holdings, Inc.	BlackRock International Holdings, Inc.
BR Jersey International Holdings L.P.	BR Jersey International Holdings L.P.
BlackRock (Singapore) Holdco Pte. Ltd.	BlackRock Holdco 3, LLC
BlackRock HK Holdco Limited	BlackRock Cayman 1 LP
BlackRock Lux Finco S.a.r.l.	BlackRock Cayman West Bay Finco Limited
BlackRock Japan Holdings GK	BlackRock Cayman West Bay IV Limited
BlackRock Japan Co., Ltd.	BlackRock Group Limited
	BlackRock Finance Europe Limited
	BlackRock (Netherlands) B.V.
	BlackRock Asset Management Deutschland AG
BlackRock, Inc.	BlackRock, Inc.
Trident Merger, LLC	BlackRock Holdco 2, Inc.
BlackRock Investment Management, LLC	BlackRock Financial Management, Inc.
	BlackRock Capital Holdings, Inc.
	BlackRock Advisors, LLC
BlackRock, Inc.	BlackRock, Inc.
BlackRock Holdco 2, Inc.	BlackRock Holdco 2, Inc.
BlackRock Financial Management, Inc.	BlackRock Financial Management, Inc.
BlackRock International Holdings, Inc.	BR Jersey International Holdings L.P.
BR Jersey International Holdings L.P.	BlackRock Holdco 3, LLC
BlackRock Holdco 3, LLC	BlackRock Cayman 1 LP
BlackRock Cayman 1 LP	BlackRock Cayman West Bay Finco Limited
BlackRock Cayman West Bay Finco Limited	BlackRock Cayman West Bay IV Limited
BlackRock Cayman West Bay IV Limited	BlackRock Group Limited
BlackRock Group Limited	BlackRock Finance Europe Limited
BlackRock Finance Europe Limited	BlackRock Advisors (UK) Limited
BlackRock Investment Management (UK) Limited	
BlackRock, Inc.	BlackRock, Inc.
BlackRock Holdco 2, Inc.	BlackRock Holdco 2, Inc.
BlackRock Financial Management, Inc.	BlackRock Financial Management, Inc.
BlackRock Holdco 4, LLC	BlackRock International Holdings, Inc.
BlackRock Holdco 6, LLC	BR Jersey International Holdings L.P.
BlackRock Delaware Holdings Inc.	BlackRock (Singapore) Holdco Pte. Ltd.
BlackRock Institutional Trust Company, National Association	BlackRock (Singapore) Limited
BlackRock, Inc.	BlackRock, Inc.



BlackRock Holdco 2, Inc.

BlackRock Financial Management, Inc.

BlackRock Holdco 4, LLC

BlackRock Holdco 6, LLC

BlackRock Delaware Holdings Inc.

BlackRock Fund Advisors

BlackRock, Inc.

BlackRock Holdco 2, Inc.

BlackRock Financial Management, Inc.

BlackRock, Inc.

BlackRock Holdco 2, Inc.

BlackRock Financial Management, Inc.

BlackRock International Holdings, Inc.

BR Jersey International Holdings L.P.

BlackRock (Singapore) Holdco Pte. Ltd.

BlackRock HK Holdco Limited

BlackRock Asset Management North Asia Limited


Trident Merger, LLC

BlackRock Investment Management, LLC

Amethyst Intermediate, LLC

Aperio Holdings, LLC

Aperio Group, LLC



More information



WDP NV/SA
Blakebergen 15
B-1861 Wolvertem
www.wdp.eu

Joost Uwents
CEO
investorrelations@wdp.eu

Mickael Van den Hauwe
CFO

WDP develops and invests in logistics property (warehouses and offices). WDP's property portfolio amounts to more than 7.5 million m². This international portfolio of semi-industrial and logistics buildings is spread over more than 300 sites at prime logistics locations for storage and distribution in Belgium, the Netherlands, France, Luxembourg, Germany and Romania.

WDP NV/SA – BE-REIT (public regulated real estate company under Belgian law).

Company number 0417.199.869 (Register of legal entities of Brussels, Dutch section)



Member of
Dow Jones
Sustainability Indices
Powered by the S&P Global CSA